

# nubia Z60 Ultra

## Quick Start Guide

### LEGAL INFORMATION

Copyright © 2023 Nubia Technology Co., Ltd.

#### All rights reserved.

No part of this publication may be quoted, reproduced, translated or used in any form or by any means, electronic or mechanical, including photocopying and microfilm, without the prior written permission of Nubia Technology Co., Ltd.

#### Notice

Nubia Technology Co., Ltd. reserves the right to make modifications on print errors or update specifications in this guide without prior notice.

#### Disclaimer

Nubia Technology Co., Ltd. expressly disclaims any liability for faults and damages caused by unauthorized modifications of the software.

Images and screenshots used in this guide may differ from the actual product. Content in this guide may differ from the actual product or software.

#### Trademarks

Android™ is a trademark of Google LLC.

The Bluetooth® word mark and logos are registered trademarks owned by the Bluetooth SIG, Inc. and any use of such marks by ZTE Corporation is under license.



For DTS patents, see <http://patents.dts.com>. Manufactured under license from DTS, Inc. (for companies headquartered in the U.S./Japan/Taiwan) or under license from DTS Licensing Limited (for all other companies). DTS, DTS:X, DTS:X Ultra, and the DTS:X logo are registered trademarks or trademarks of DTS, Inc. in the United States and other countries. © 2021 DTS, Inc. ALL RIGHTS RESERVED.



Wi-Fi CERTIFIED 6™ and the Wi-Fi CERTIFIED 6™ Logo are trademarks of Wi-Fi Alliance®.



Snapdragon Sound is a product of Qualcomm Technologies, Inc. and/or its subsidiaries.

Snapdragon and Snapdragon Sound are trademarks or registered trademarks of Qualcomm Incorporated.



Snapdragon is a product of Qualcomm Technologies, Inc. and/or its subsidiaries.



This product implements certain patented technologies licensed by Qualcomm Incorporated.

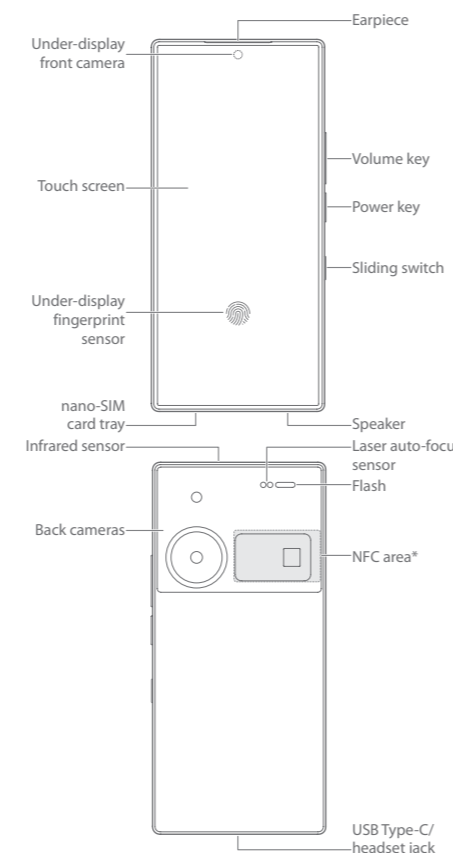
Qualcomm and the Licensed by Qualcomm logo are trademarks or registered trademarks of Qualcomm Incorporated.



Covered by one or more claims of the HEVC patents listed at [patentlist.accessadvance.com](http://patentlist.accessadvance.com)

Other trademarks and trade names are those of their respective owners.

### Getting to Know Your Phone



\* When using NFC, keep the NFC area and the other device in close proximity.

Your phone supports 2.4 GHz and 5 GHz Wi-Fi.

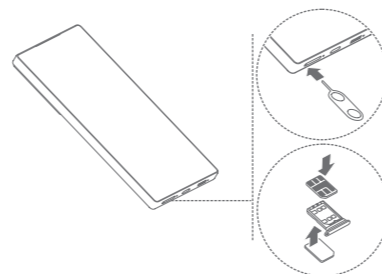
### Setting Up Your Phone

The nano-SIM cards can be installed or removed while the phone is turned on.

#### WARNING!

To avoid damage to the phone, do not use any other kind of SIM cards, or any non-standard nano-SIM card cut from a SIM card. You can get a standard nano-SIM card from your service provider.

1. Insert the tip of the tray eject tool into the hole on the card tray.
2. Pull out the card tray and place the nano-SIM card(s) into the card slot(s) as shown. Carefully slide the tray back into place.



#### NOTES:

- Please use the tray eject tool included in the box. Otherwise the card tray may not be ejected.
- If two nano-SIM cards are installed, both cards can connect to the 5G network, and you can use either card for mobile data.

#### CAUTION:

- Never replace the included tray eject tool with sharp objects. Ensure that the tray eject tool is perpendicular to the hole. Otherwise, the phone may be damaged.
- Do not insert the tray eject tool into other holes on the phone. You may damage the device and void your warranty.

### Charging the Phone

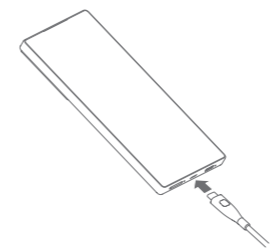
Your phone's battery should have enough power for the phone to turn on, find a signal, and make a few calls. You should fully charge the battery as soon as possible.

#### WARNING!

- Use only nubia-approved chargers and USB Type-C cables. The use of unapproved accessories could damage your phone or cause the battery to explode.

- **Do not remove the back cover. The battery is not removable. Removal may cause fire or explosion.**

1. Connect the adapter to the charging jack.



2. Connect the charger to a standard AC power outlet.
3. Disconnect the charger when the battery is fully charged.

#### NOTES:

If the battery is extremely low, you may be unable to power on the phone even when it is being charged. In this case, try again after charging the phone for at least 20 minutes. Contact the customer service if you still cannot power on the phone after prolonged charging.

### Powering On/Off Your Phone

Make sure the battery is charged before powering on.

- Press and hold the **Power** key to turn on your phone.
- To power off, press and hold the **Power** key until the power off/restart menu appears, and then touch



#### NOTES:

If the screen freezes or takes too long to respond, try pressing and holding the **Power** key for over 10 seconds to restart the phone.

### Waking Up Your Phone

Your phone automatically goes into sleep mode when it is not in use for some time. The display is turned off to save power and the keys are locked to prevent accidental operations.

You can wake up your phone by turning on the display and unlocking the keys.

1. Press the **Power** key to turn the screen on.
2. Swipe up on the screen.

#### NOTES:

If you have set a face verification, a fingerprint, an unlock pattern, a PIN or a password for your phone, you'll need to use your face or fingerprint, draw the pattern, or enter the PIN/ password to unlock your screen.

### Lowering Blue Light

Blue light with wavelengths between 415 nm and 455 nm is considered harmful for the eyes. It may cause eye discomfort, suppress melatonin, and affect sleep quality and circadian rhythm. This product has the function of reducing blue radiant energy.

To avoid eye fatigue, it is recommended to place the product at an appropriate distance from your eyes and rest for 20 minutes to look into the distance after two hours of continuous viewing.

To enable eye protection, open the **Settings** app and touch **Display > Night Light > Turn on now**. Use **Turn on automatically** to enable eye protection between sunset and sunrise or during customized time. In addition, you can adjust the protection effect by changing the blue light filter and white point reduction levels.

### For Your Safety

#### General Safety

	Don't make or receive phone calls while driving. Never text while driving.
	Keep your phone at least 5 mm away from your body while making calls.
	Small parts may cause choking.
	Your phone can produce a loud sound.
	To prevent possible hearing damage, do not listen at high volume levels for long periods. Exercise caution when holding your phone near your ear while the loudspeaker is in use.
	Avoid contact with anything magnetic.
	Keep away from pacemakers and other electronic medical devices.
	Turn off when asked to in hospitals and medical facilities.
	Turn off when told to on aircraft and at airports.
	Turn off when near explosive materials or liquids.
	Don't use at gas stations.
	Your phone may produce a bright or flashing light.
	Don't dispose of your phone in fire.
	Avoid extreme temperatures.

	Avoid contact with liquids. Keep your phone dry.
	Do not attempt to disassemble your phone.
	Only use approved accessories.
	For pluggable equipment, the socket-outlet shall be installed near the equipment and shall be easily accessible.
	Don't rely on your phone as a primary device for emergency communications.

### Radio Frequency (RF) Energy

#### General Statement on RF Energy

Your phone contains a transmitter and a receiver. When it is ON, it receives and transmits RF energy. When you communicate with your phone, the system handling your call controls the power level at which your phone transmits.

#### Specific Absorption Rate (SAR)

The SAR limit for mobile devices is 2 W/kg and the highest SAR values for this device when tested at the head and tested with 5 mm distance at the body were below the limit.

The detailed SAR information is available on ZTE website <https://certification.ztedevices.com>.

#### Body Worn Operation

Important safety information regarding radio frequency radiation (RF) exposure:

To ensure compliance with RF exposure guidelines the phone must be used with a minimum of 5 mm separation from the body.

Failure to observe these instructions could result in your RF exposure exceeding the relevant guideline limits.

#### Limiting Exposure to Radio Frequency (RF) Fields

For individuals concerned about limiting their exposure to RF fields, the World Health Organisation (WHO) provides the following advice:

Precautionary measures: Present scientific information does not indicate the need for any special precautions for the use of mobile phones. If individuals are concerned, they might choose to limit their own or their children's RF exposure by limiting the length of calls, or using 'hands-free' devices to keep mobile phones away from the head and body.

Further information on this subject can be obtained from the WHO home page <http://www.who.int/peh-emf> (WHO Fact sheet 193: June 2000).

## Distractions

### Driving

Full attention must be given to driving at all times in order to reduce the risk of an accident. Using a phone while driving (even with a hands-free kit) can cause distraction and lead to an accident. You must comply with local laws and regulations restricting the use of wireless devices while driving.

### Operating Machinery

Full attention must be given to operating the machinery in order to reduce the risk of an accident.

## Product Handling

### General Statement on Handling and Use

You alone are responsible for how you use your phone and any consequences of its use.

You must always switch off your phone wherever the use of a phone is prohibited. Use of your phone is subject to safety measures designed to protect users and their environment.

- Always treat your phone and its accessories with care and keep them in a clean place.
- Keep the screen and camera lens clean. An unclean screen or camera lens may slow down the phone's reaction to your operations or interfere with the image quality.
- Clean your phone and its accessories with a soft material such as cleaning cloth for eyeglass lenses. Do not use alcohol or other corrosive substances for cleaning or allow them to get inside.
- Do not expose your phone or its accessories to open flames or lit tobacco products.

- Do not expose your phone or its accessories to liquid, moisture or high humidity.
- Do not drop, throw or try to bend your phone or its accessories.
- Do not use harsh chemicals, cleaning solvents, or aerosols to clean the device or its accessories.
- Do not paint your phone or its accessories.
- Do not attempt to disassemble your phone or its accessories. Only authorized personnel can do so.
- Do not place your phone inside or near heating equipment or high-pressure containers, such as water heaters, microwave ovens, or hot cooking utensils. Otherwise, your phone may be damaged.
- Please check local regulations for disposal of electronic products.
- Do not carry your phone in your back pocket as it could break when you sit down.

### Battery Safety

- Using ZTE-unapproved or incompatible battery, charger or power adapter may damage your device, shorten its lifespan or cause a fire, explosion or other hazards.
- The recommended operating temperatures are 0 °C to 35 °C and the storage temperatures are -20 °C to +45 °C. Extreme temperatures can damage the device and reduce the charging capacity and lifespan of your device and battery.

### ⚠ WARNING!

**Do not remove the back cover. The battery is not removable. Removal may cause fire or explosion.**

- Do not change or replace the built-in rechargeable battery in your device by yourself. The battery can only be changed or replaced by ZTE or ZTE authorized service provider.
- Do not place the device or the battery in or near heating equipment, such as microwave ovens, stoves or radiators. Keep the device and the battery away from excessive heat and direct sunlight. If not, the device or the battery may overheat and cause explosion or fire.

- Do not disassemble, squeeze or puncture the device, as this can cause explosion or fire.
- Do not throw the device into a fire to avoid explosion.
- Please disconnect the charger when the battery is fully charged. Overcharging may shorten the battery life.
- When not using the device for a long period, please charge the battery about half and then store the device in a cool dry place.
- If the battery damages or shows signs of swelling or leakage, please stop use immediately and contact ZTE or ZTE authorized service provider for replacement.

### Small Children

Do not leave your phone and its accessories within the reach of small children or allow them to play with it. They could hurt themselves or others, or could accidentally damage the phone. Your phone contains small parts with sharp edges that may cause an injury or may become detached and create a choking hazard.

### Demagnetization

To avoid the risk of demagnetization, do not allow electronic devices or magnetic media close to your phone for a long time.

### Electrostatic Discharge (ESD)

Do not touch the metal connectors on the nano-SIM card.

### Antenna

Do not touch the antenna unnecessarily.

### Normal Use Position

When placing or receiving a phone call, hold your phone to your ear, with the bottom towards your mouth.

### Airbags

Do not place a phone in the area over an airbag or in the airbag deployment area, as an airbag inflates with great force and serious injury could result. Store the phone in a safe and secure area before driving your vehicle.

### Seizures/Blackouts

The phone can produce a bright or flashing light. A small percentage of people may be susceptible to blackouts or seizures (even if they have never had one before) when exposed to flashing lights or light patterns such as when playing games or watching video. If you have experienced seizures or blackouts or have a family history of such occurrences, please consult a physician. To reduce the risk of blackouts or seizures, use your phone in a well-lit room and take frequent breaks.

### Repetitive Strain Injuries

To minimize the risk of Repetitive Strain Injury (RSI) when texting or playing games with your phone:

- Do not grip the phone too tightly.
- Press the buttons lightly.
- Use the special features which are designed to minimize the times of pressing buttons, such as Message Templates and Predictive Text.
- Take frequent breaks to stretch and relax.

### Emergency Calls

This phone, like any other wireless phone, operates using radio signals, which cannot guarantee connection in all conditions. Therefore, you must never rely solely on any wireless phone for emergency communications.

### Loud Noise

This phone is capable of producing loud noises, which may damage your hearing. Turn down the volume before using headphones, *Bluetooth* headsets or other audio devices.

### Phone Heating

Your phone may become warm during charging and during normal use.

## Electrical Safety

### Accessories

Use only approved accessories. Do not connect with incompatible products or accessories. Take care not to touch or allow metal objects, such as coins or key rings, to contact or short-circuit the charging port. Never puncture the surface of the phone with sharp objects.

## Connection to Vehicles

Seek professional advice when connecting a phone interface to the vehicle electrical system.

### Faulty and Damaged Products

Do not attempt to disassemble the phone or its accessories. Only qualified personnel can service or repair the phone or its accessories. If your phone (or its accessories) has been submerged in water, punctured, or subjected to a severe fall, do not use it until you have taken it to be checked at an authorized service center.

## Radio Frequency Interference

### General Statement on Interference

Care must be taken when using your phone in close proximity to personal medical devices, such as pacemakers and hearing aids. Please consult your doctor and the device manufacturers to determine if the operation of your phone may interfere with the operation of your medical devices.

### Pacemakers

Pacemaker manufacturers recommend that a minimum separation of 6 inches (15 cm) be maintained between a mobile phone and a pacemaker to avoid potential interference with the pacemaker. To achieve this, use the phone on the opposite ear to your pacemaker and do not carry it in a breast pocket.

### Hearing Aids

People with hearing aids or other cochlear implants may experience interfering noises when using wireless devices or when one is nearby. The level of interference will depend on the type of hearing device and the distance from the interference source. Increasing the separation between them may reduce the interference. You may also consult your hearing aid manufacturer to discuss alternatives.

### Medical Equipment

Turn off your wireless device when you are requested to do so in hospitals, clinics or healthcare facilities. These requests are designed to prevent possible interference with sensitive medical equipment.

## Aircraft

Turn off your wireless device whenever you are instructed to do so by airport or airline staff. Consult the airline staff about the use of wireless devices onboard the aircraft and enable airplane mode of your phone when boarding an aircraft.

### Interference in Vehicles

Please note that because of possible interference with electronic equipment, some vehicle manufacturers forbid the use of mobile phones in their vehicles unless a hands-free kit with an external antenna is included in the installation.

## Explosive Environments

### Gas Stations and Explosive Atmospheres

In locations with potentially explosive atmospheres, obey all posted signs to turn off wireless devices such as your phone or other radio equipment. Areas with potentially explosive atmospheres include fueling areas, below decks on boats, fuel or chemical transfer or storage facilities, and areas where the air contains chemicals or particles, such as grain, dust, or metal powders.

### Blasting Caps and Areas

Power off your mobile phone or wireless device when in a blasting area or in areas where signs are posted to power off "two-way radios" or "electronic devices" to avoid interfering with blasting operations.

## CE Caution

### Battery Caution

- There is a risk of explosion if battery is replaced by an incorrect type.
- Dispose of used batteries according to the instructions.
- Do not dispose of a battery into fire or a hot oven, or mechanically crush or cut a battery. Doing so can result in an explosion.
- Leaving a battery in an extremely high temperature surrounding environment can result in an explosion or the leakage of flammable liquid or gas.
- A battery subjected to extremely low air pressure may result in an explosion or the leakage of flammable liquid or gas.

### USB Port


The USB interface version of this product is USB 3.1 (GEN 1).

### Proper Use

As described in this guide, your device can be used only in right location. If possible, please do not touch the antenna area on your device.

Do not expose your device to extreme temperatures lower than -10 °C and higher than +40 °C.

## Disposal of Your Old Appliance

	<ol style="list-style-type: none"><li>When this crossed-out wheeled bin symbol is attached to a product, it means the product is covered by the European Directive 2012/19/EU.</li><li>All electrical and electronic products should be disposed of separately from the municipal waste stream via designated collection facilities appointed by the government or the local authorities.</li><li>The correct disposal of your old appliance will help prevent potential negative consequences for the environment and human health.</li></ol>
--	--

For this product's recycling information based on WEEE directive, please send an e-mail to [weee@zte.com.cn](mailto:weee@zte.com.cn)

## EU DECLARATION OF CONFORMITY



Hereby, Nubia Technology Co., Ltd. declares that the radio equipment type NX721J is in compliance with Directive 2014/53/EU.

The full text of the EU declaration of conformity is available at the following Internet address: <https://certification.ztedevices.com>

The device is restricted to indoor use only when operating in the 5150 to 5350 MHz frequency range.

	AT	BE	BG	HR	CY	CZ	DK
	EE	FI	FR	DE	EL	HU	IE
	IT	LV	LT	LU	MT	NL	PL
	PT	RO	SK	SI	ES	SE	UK(NI)

## ErP Conformity

The external power supply of this product conforms to the Energy-related Product Directive (ErP) 2009/125/EC of the European Parliament and the Council.

The detailed ErP information is available on ZTE website <https://certification.ztedevices.com>.

Or scan the QR code:



For Quick Start Guide in other languages, see <https://intl.nubia.com/pages/support>.

- Español | Guía Rápida
- Deutsch | Kurzanleitung
- Français | Guide de Démarrage Rapide
- Italiano | Guida Rapida
- Türkçe | Hızlı Başlangıç Kılavuzu
- 日本語 | クイックスタートガイド
- العربية باللغة | السريع التشغيل دليل
- Русский | Руководство по быстрому запуску
- Polski | Skrócona instrukcja obsługi
- 한국어 | 빠른 입문 안내
- Suomi | Pikaopas
- Українська | Інструкція зі швидкого запуску